

Built to Save.....

Metro Express 166 Type III

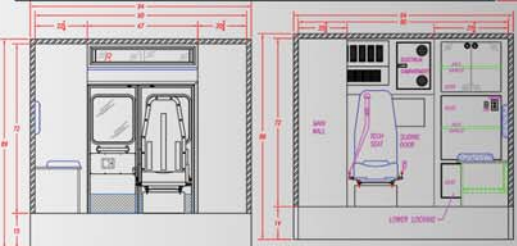
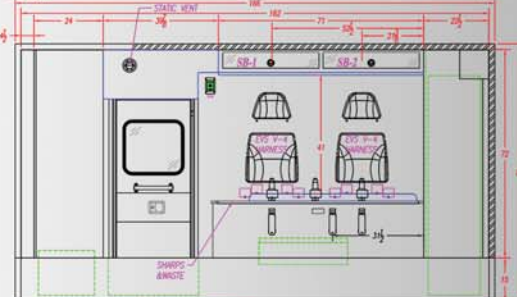
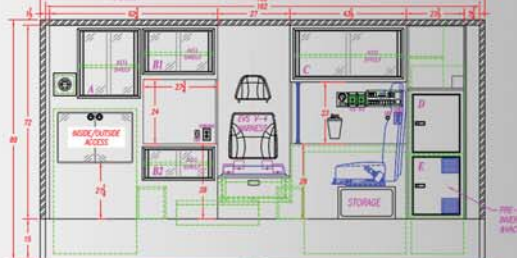
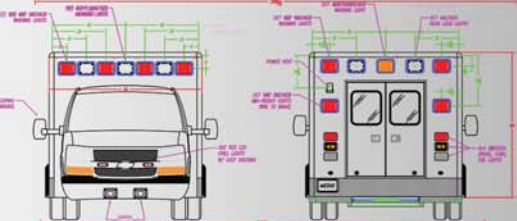
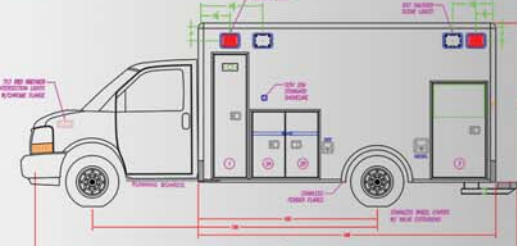
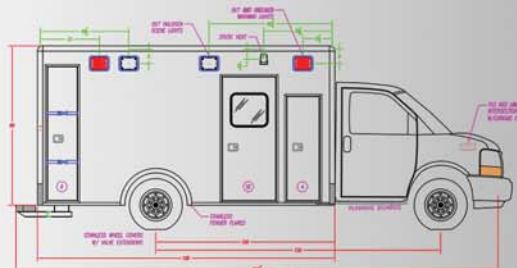


Medix Specialty Vehicles, Inc.
3008 mobile Drive Elkhart, IN 46514
Ph 574-266-0911 - Fx 574-266-6669
Email - sales@medixambulance.com
www.medixambulance.com

...Experience the Medix difference

Metro Express 166

G4500 * 166" L x 94" W x 72" H R



BODY

- Body- 2" x 2" x .125" w/.090" 5052-H32 Skin
- Sub-Floor- 2" x 2" x .125", 1.75" x 4" x .250" C-Channel w/.750" AL plate
- Floor- .060" AL barrier, .75" marine grade Compartments-Rubberized Polyurethane Coat
- SS Front- Smooth AL, O2 M-cylinder mount
- SS Middle- Smooth AL, open storage
- SS Rear- Smooth AL, Spare Tire
- CS Front, Upper- ALS w/IS/OS access
- CS Front, Lower- Battery tray, roll-out
- SS Rear- Smooth AL, BB storage, (2) belts
- Doors and Windows- tinted, fixed glass
- Trimark free floating, powder coated black
- Rear Bumper Frame- HD Steel tube frame powder coated black
- Rear Step- ADP rear pods w/flip-up step, rubber dock bumpers
- Mud Flaps- Rubber rear
- Fender Flares- Black rubber
- Running Boards- w/ADP splash guard
- Stone Guards- ADP each corner
- Rub Rails- "C" Channel w/1" Reflective strip

ENVIRONMENTAL/ELECTRICAL SYSTEMS

- Combo 36K BTU Heat, 32K BTU Cool
- 720 CFM multi-speed fan
- Exhaust Fan- 2-speed, 520 CFM
- Thermostatic Control
- Digital Volt/Amp meter
- Basic, easy maintenance relay/circuit breaker electrical system
- Electrical Cabinet- over Walk-Thru w/hinged, latching door
- Front/Rear Switch panels w/internal LED backlighting
- Wiring- GXL, point-to-point, color coded
- Front Console- floor-mounted, formed ABS body w/(2) cup holders
- Rear Control Panel- w/integral LED clock
- Shoreline- 125V, 20-amp, 60 Hz
- TST Commnader 357 Battery disconnect
- Battery Charger- 45-amp
- Inverter- Pre-Wired
- 125 VAC Outlets- (2)
- 12 VDC Outlets- (2)
- USB Port- Dual 2Amp Outlets on A/A Wall
- Radio Power /Ground- (2) w/antenna coax cables

EMERGENCY LIGHTS & SIREN

- Front - Whelen: 900 Series Halogen (2) Red upper/outboard corners, (1) Clear upper/center
- Exterior Body Lights- Whelen 900 Series Halogen (2) Red each side upper/outboard corners, (2) Red upper/outboard rear corners, (1) Amber upper center rear, (2) Red at mid body as brake and warning.
- Grille- (2) Whelen LINZ6 Red LEDs w/chrome bezels
- Intersection- (2) Whelen 700 Series Red Halogen w/chrome bezel
- Scene Lights- (4) 900 Series Halogen 8°-32°
- Load Lights- (2) 900 Series Halogen 8°-32°
- Spotlight, Hand-Held- 400,000 CP in cab
- Siren- Carson 200 watt w/NC microphone in front console
- Speakers, Siren- (2) CPI 100 watt thru bumper

PATIENT COMPARTMENT INTERIOR

- Cabinet to Squad Bench Aisle- 46 inches
- Cab to Patient Compartment
- Walk-Thru- sliding door
- Laminated Wood Cabinetry-
- Full SS Wall cabinetry or CPR Seat w/EVS V-4 belting system
- Action Area and Overhead cabinet
- Walk-Thru and Bulkhead Storage Cabinets
- ALS Cabinet- Lower locking cabinet; Middle and Upper open storage w/adjustable shelf
- Lexan sliding doors w/extruded pull handles
- Squad Bench- (2) EVS V-4 belted positions
- Sharps/Waste drop-in w/red plex lid
- Technician's Seat- EVS 1780 Captain's chair w/Type II lap/shoulder belt on steel base
- Interior Lighting- (8) Halogen dome lights recessed in ceiling w/5-minute check-out timer; 16" LED bar light in Action Area
- Grab Handles- SS on each entry door panel
- Grab Rail- 72"x 1.25" Brushed stainless overhead in ceiling
- Cushions, Formed/seamless upholstery
- Flooring- Altro Zodiac .125" Vinyl w/3" roll-up

PATIENT CARE SYSTEMS

- Suction Aspirator- RICO RS-4X
- Oxygen Outlets- (2) in Action Area, (1) over Squad Bench
- Oxygen Cylinder Retention- steel bracket w/(3) straps & collar Oxygen Cylinder Wrench
- IV Holders- (2) CPI 2008, fold-down, recessed hangers
- Cot Mount- GSA/AMD compliant cot mounting System

PAINT, DECALS, LETTERING

- Star-of-Life Decals- Optional
- Paint Stripe- Optional
- Lettering/Graphics Package- Optional
- (2) NO SMOKING, (2) FASTEN SEATBELTS

WARRANTIES

- Electrical- 72 months / 72,000 miles
- Limited- 12 months / 12,000 miles
- Paint- 48 months
- Body Structure- 15 years



Built to Save.....

Metro Express 166 Type III

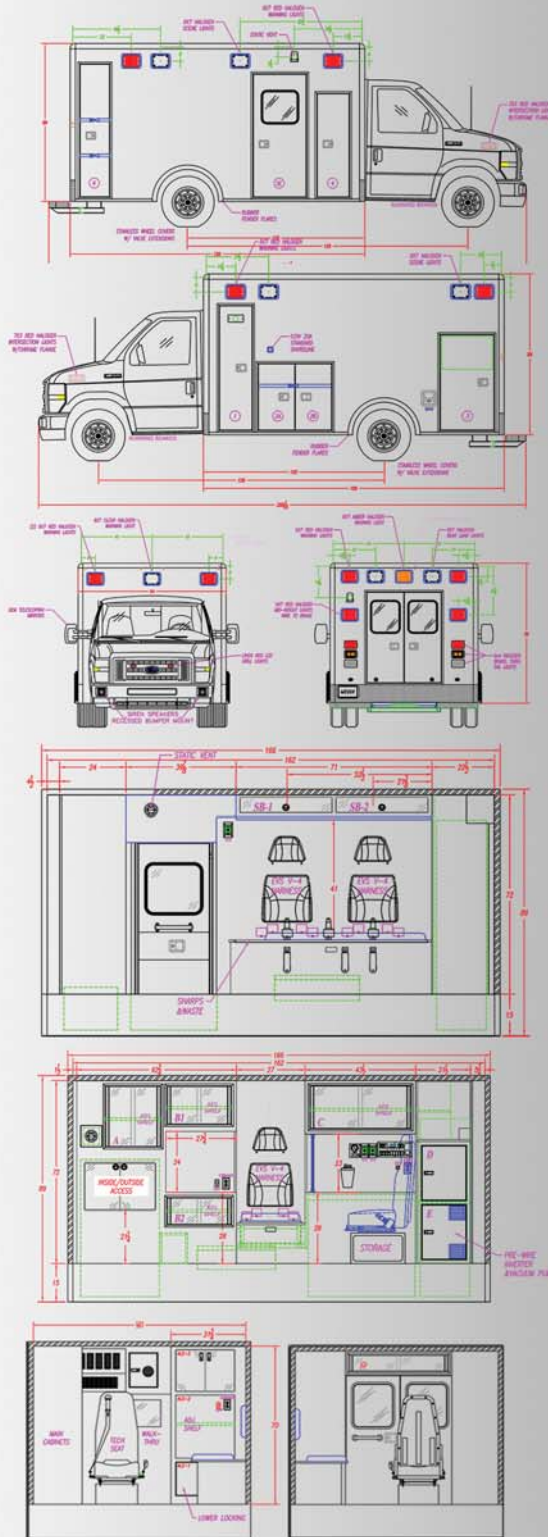


Medix Specialty Vehicles, Inc.
3008 mobile Drive Elkhart, IN 46514
Ph 574-266-0911 - Fx 574-266-6669
Email - sales@medixambulance.com
www.medixambulance.com

...Experience the Medix difference

Metro Express 166

166" L x 94" W x 72" H R



BODY

- Body- 2" x 2" x .125" w/.090" 5052-H32 Skin
- Sub-Floor- 2" x 2" x .125", 1.75" x 4" x .250" C-Channel w/.750" AL plate
- Floor-.060" AL barrier, .75" marine grade
- Compartments-Rubberized Polyurethane Coat
- SS Front- Smooth AL, O2 M-cylinder mount
- SS Middle- Smooth AL, open storage
- SS Rear- Smooth AL, Spare Tire
- CS Front, Upper- ALS w/IS/OS access
- CS Front, Lower- Battery tray, roll-out
- SS Rear- Smooth AL, BB storage, (2) belts
- Doors and Windows- tinted, fixed glass
- Trimark free floating, powder coated black
- Rear Bumper Frame- HD Steel tube frame
- powder coated black
- Rear Step- ADP rear pods w/flip-up step, rubber dock bumpers
- Mud Flaps- Rubber rear
- Fender Flares- Black rubber
- Running Boards- w/ADP splash guard
- Stone Guards- ADP each corner
- Rub Rails- "C" Channel w/1" Reflective strip

ENVIRONMENTAL/ELECTRICAL SYSTEMS

- Combo 36K BTU Heat, 32K BTU Cool
- 720 CFM multi-speed fan
- Exhaust Fan- 2-speed, 520 CFM
- Digital Volt/Amp meter
- Basic, easy maintenance relay/circuit breaker electrical system
- Electrical Cabinet- over Walk-Thru w/hinged, latching door
- Front/Rear Switch panels w/internal LED backlighting
- Wiring- GXL, point-to-point, color coded
- Front Console- floor-mounted, formed ABS body w/(2) cup holders
- Rear Control Panel- w/integral LED clock
- Shoreline- 125V, 20-amp, 60 Hz Receptacle
- TST Commander 357 Battery Disconnect
- Battery Charger- 45-amp
- Inverter- Pre-Wired
- 125 VAC Outlets- (2)
- 12 VDC Outlets- (2)
- USB Port- Dual 2Amp on A/A wall
- Radio Power /Ground- (2) w/antenna coax cables

EMERGENCY LIGHTS & SIREN

- Exterior Body Lights-(2) 900 Series Red Halogen upper outboard front, (1) 900 Series Clear Halogen Center front, (2) 900 Series Red each side upper outboard corners, (2) 900 Series upper rear corners; (1) 900 Series Amber Halogen center rear; (2) 900 Series Red Halogen rear mid-body as Brake / Warning
- Grille- (2) LINZ6R Red LEDs w/chrome bezels
- Intersection- (4) 700 Red Halogen w/chrome bezels, (2) Front/(2) Over rear wheel wells
- Scene Lights- (4) 900 Series Halogen 8°-32° (2) each side, Load Lights- (2) 900 Series Halogen 8°-32° over rear doors
- Spotlight, Hand-Held- 400,000 CP in cab
- Siren- Whelen 200 watt w/NC MIC front console
- Speakers, Siren- (2) 100 watt thru front bumper

PATIENT COMPARTMENT INTERIOR

- Cabinet to Squad Bench Aisle- 50-inches
- Cab to Patient Compartment
- Walk-Thru- sliding door
- Laminated Wood Cabinetry- Full SS Wall cabinetry or CPR Seat w/EVS V-4 seat belt system
- Action Area and Overhead cabinet
- Walk-Thru and Bulkhead Storage Cabinets
- ALS Cabinet- Lower locking cabinet; Middle and Upper open storage w/adjustable shelf
- Lexan sliding doors w/extruded pull handles
- Squad Bench- (2) EVS V-4 belted positions
- Sharps/Waste drop-in w/red plex lid
- Technician's Seat- Captain's chair w/Type II lap/shoulder belt on steel base w/storage
- Interior Lighting- (8) Halogen dome lights recessed in ceiling w/5-minute check-out timer; 16" LED bar light in Action Area
- Grab Handles- SS on each entry door panel
- Grab Rail- 72" overhead in ceiling
- Cushions, Formed/seamless upholstery w/2.5" foam
- Flooring- Altro Zodiac .125" Solid Vinyl w/3" roll-up

PATIENT CARE SYSTEMS

- Suction Aspirator- RICO RS-4X
- Oxygen Outlets- (2) in Action Area, (1) over Squad Bench
- Oxygen Cylinder Retention- steel bracket w/(3) straps & collar Oxygen Cylinder Wrench
- IV Holders- (2) CPI 2008, fold-down, recessed hangers
- Cot Mount- GSA/AMD compliant cot mount

PAINT, DECALS, LETTERING

- Star-of-Life Decals- Optional
- Paint Stripe- Optional
- Lettering/Graphics Package- Optional
- (2) NO SMOKING, (2) FASTEN SEATBELTS

WARRANTIES

- Electrical- 72 months / 72,000 miles
- Limited- 12 months / 12,000 miles
- Paint- 48 months
- Body Structure- 15 years

